

CHEPOR
BUSINESS PARK

珠宝商汇中心



*Artist's Impressions Only 画家模拟图



Google Maps Waze : CHEPOR BUSINESS PARK



Amazing Deluxe Sdn. Bhd. 201101037785 (965919-V)

35, Jalan Canning Estate, Canning Garden, 31400 Ipoh, Perak, Darul Ridzuan.

Website : www.amazegroup.com.my Email : cheporbusinesspark@amazegroup.com.my

AMAZE GROUP
PROPERTY SALES DEPARTMENT

☎/WHATAPPS : 011 1643 6338

OFFICE: 05 541 6622

CHEPOR
BUSINESS PARK

珠宝商汇中心
IPOH, PERAK

A Project By
AMAZE GROUP

All art renderings and photographs contained in this circular are artist's impressions only. The Developer reserves the right to modify any part of the building prior to completion as directed or approved by the architect and/or the relevant authorities. All plans information and specifications are subject to change and correct form part of an offer or contract presentation.



ADVANTAGES 優點 4 IN 1 CONCEPT 4合1方案

- **INNOVATIVE** Direct Manufacturer to Direct Customer Business Outlet Park
- **ONE STOP MULTIPLE SOLUTION** - Manufacturing → Showroom → Storage → Office
- **IDEAL** for SME Entrepreneurs to upgrade their business to bigger and spacious and elevate their corporate image
- **EXCELLENT ROAD CONNECTION** - Direct frontage to dual carriage Jalan Jelapang-Chemor, Close proximity to North/South Plus Expressway interchange, Lumut Port through Ipoh - Lumut Highway, Dual carriage Jalan Kuala Kangsar to Sg. Siput, West Coast Highway through E32 of Ipoh-Lumut Highway
- **嶄新的一站式商務中心概念**，打破以往的傳統商業模式，提供更多商業機會，讓生產商與顧客得以直接交際，發掘新商業潛力。
- **一站式商業方案**讓顧客省去以往的憂慮，將所有的生意模式聚集在同一地點讓
- 生產 → 倉庫 → 陳列室 → 辦公室全在同一屋簷下
- **所設計的商業廠房**適用於所有正擴倉營業或正在提升公司印象的中小型企業 (SME) 和新廠商
- **優勢位置及連貫直通主要大道 -**
- 通過南北大道交匯處 (PLUS) 直通九洞-珠毛-珠寶-和豐-江沙
- 過Lumut大道 (Ipoh-Lumut Highway) 的 E32 出口以連接至西海岸大道 (West Coast Highway-WCE)
- 通過怡保-Lumut大道以通往 Lumut 港口
- 連接主干大路，江沙路(Jalan Kuala Kangsar) 和 九洞-珠毛路 (Jalan Jelapang-Chemor)

*Artist's Impressions Only 畫家構想圖

FEATURES 特點



-30 ft High Ceiling
-30尺特高天花板



- Motorized 18 ft High Roller Shutter
-兩套18尺高捲閘門



- 66ft Road Access
-66尺寬大馬路



- 3 Phase: 100 AMP Power Supply
-3 PHASE: 100AMP 電源供應



- Easy Access to Highway and Major Roads
-連貫直通高速公路和主要道路



- Large Build-up sizes
6,320 / 7,320 sq.ft.
-6,320 / 7,320 平方尺的特大實用面積



- 30/56 ft Open Area at Back For Future Expansion
-30/56 尺的特長廠房後空地可供日後擴建



- Round the Clock Security
-24小時全天候保安巡邏服務



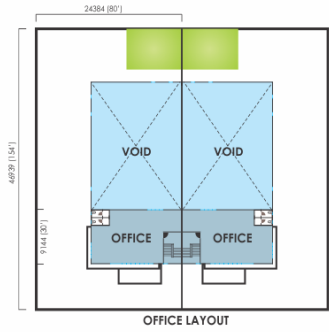
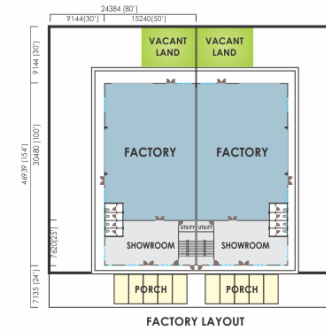
- CCTV Surveillance
-閉路電視監視系統



- Located Beside Main Road
-位於主要道路

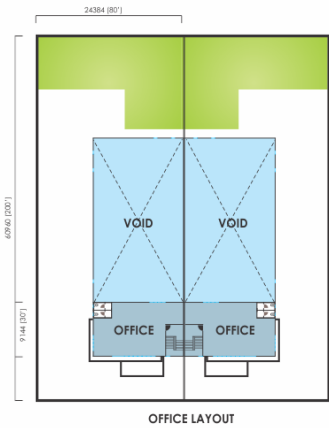
TYPE A : 8 UNIT (Plot Nos. 11-18)

Land Area : 12,320 sq. ft. (80' x 154')
Build-Up Area : 6,320 sq. ft. (50' x 100')



TYPE B : 10 UNIT (Plot Nos. 1-10)

Land Area : 16,000 sq. ft. (80' x 200')
Build-Up Area : 7,320 sq. ft. (50' x 120')



FUNCTIONABLE FACTORIES 全方位的多功能一站式商業廠房

- Prominent and Spacious
- Contemporary for Flexible Applications
- High Ceiling provides Many Options
- Provision for Expansion at large open space
- 100 AMP Power Supply
- 24 Hours Security
- 突出而寬敞
- 靈活的使用空間
- 超高的天花板讓所有領域的機器都得以融入其廠房區域
- 超大的後置空地以方便日後擴建
- 100AMP 的電源供應
- 24小時全天候的保安服務